

Flomatic Submersible Pump Check Valve

(Patent Pending)

Model 80DI VFD

With Stainless Steel Guiding

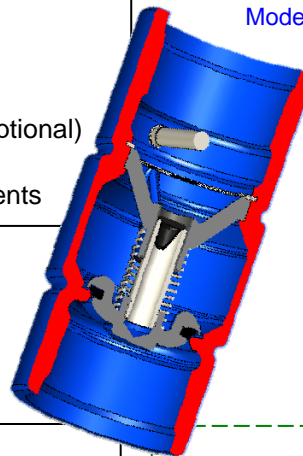
Delivers Longer Service Life

- Variable Flow Rates (VFD Controlled Pumps)
- Well Water Pump Systems
- Municipal/Public Water Systems
- Irrigation and Sprinkler Systems



Features & Benefits

- Lower Friction Loss
- Noiseless Operation
- Stainless Steel Guiding (Replaceable)
- Strong Ductile Iron Valve Body (SS Optional)
- Un-Leaded Body
- Corrosion Resistant Internal Components



Flomatic
Check Valve
Model 80DI VFD



**Industry First Energy
Efficient VFD Designed
Check Valve**
(Patent Pending)

Materials

- **Valve body:** Ductile Iron (316SS optional)
- **Valve Guide:** 316 Stainless Steel
- **Follower:** Ductile Iron (316SS Optional)
- **Elastomer Disc:** Buna Nitrile (FDA approved)
- **Spring:** 316 Stainless Steel


Lead Free

The Series 80DI VFD Check Valves conforms to the "California Lead Plumbing Law" or "Complies with California Lead Plumbing Law" and Vermont State certified to IAPMO R&T certification mark and the Uniform Plumbing Code.



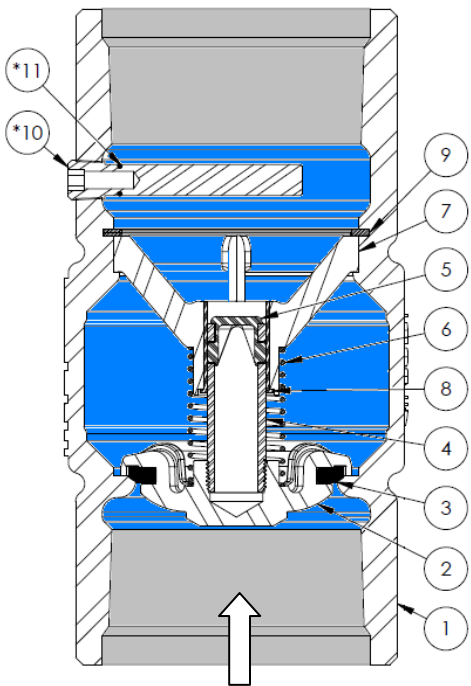


Flomatic Submersible Pump Check Valve Model 80DI VFD Stainless Steel Guided (Patent Pending)



Product Operation

Flomatic has over 75 years' experience designing and manufacturing valve products. The Model 80DI VFD is designed to minimize flow losses and hydraulic shocks in the pumping system. The standard epoxy coated (NSF approved powder) ductile iron body is stronger than bronze or stainless steel design to support submersible pumps set deep in a well water casing. Its unique hydraulic custom molded Buna-N rubber sealing surfaces are supported by a mechanical back-up support to maximize the check valve service life. The patent pending spring loaded poppet system is guided in a generous seat bore. The unique poppet system insures that the valve automatically closes tight and noiseless after each pump cycle. The tapered stainless steel seat allows a self-cleaning "one point swiping action" by the radius-edged rubber seal disc during each valve closing cycle. All internal parts are made from corrosion resistant material.



Item #	Qty.	Description	Material	ASTM
1	1	Body	Ductile Iron	A536 65-45-12
2	1	Poppet	Ductile Iron	A536 65-45-12
3	1	Seat Disk	Buna-N	-----
4	1	Stem	Stainless Steel	A312
5	1	Stem Cap	Engineered Composite	-----
6	1	Spring	Stainless Steel	A276
7	1	Stem Guide	Ductile Iron	A536 65-45-12
8	1	Bushing	Engineered Composite	-----
9	1	Retaining Ring	Stainless Steel	A276
*10	1	Break-Off Plug	Stainless Steel or Engineered Composite	-----
*11	1	O-Ring	Buna-N	-----

* Optional

Part Number	Size	Connection	Weight	Max Temp	Max Pressure
7939VFD	4" (100mm)	FNPT x FNPT	26.5lbs (12kg)	180°F (82°C)	600psi (42 bar)
7939VFD-1		F8RT x F8RT			

Product Specification

- Connection: 4" NPT or F8RT. Other sizes 2" thru 12" and materials will follow in 2012.
- Max pressure: 400 PSI (27 bar)
- Max temperature: 180°F (80°C)

Product Connection Options

- With Optional Break-off plug: Model 80DI VFD PLG

Product Warranty

Flomatic standard one year standard valve product warranty applies. See price list with warranty information for details.



FLOMATIC VALVES

15 Pruyn's Island Drive, Glens Falls, New York 12801-4424

Phone: 1-800-833-2040 Fax: 518-791-9798

www.us.water.danfoss.com www.flomatic.com

High Quality Valves Built to Last .